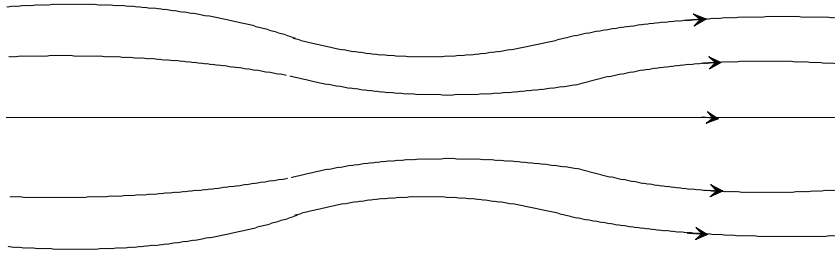
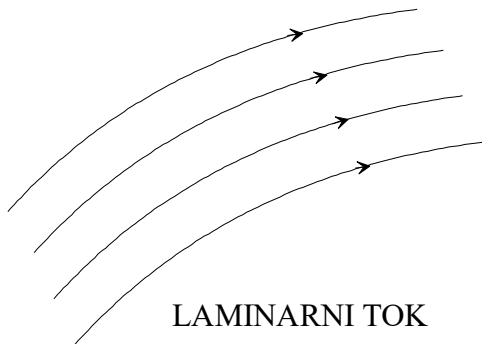


## Pretakanje tekočin

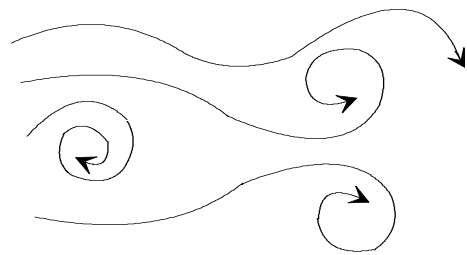
**Tokovnica** je krivulja, ki jo narišemo na trenutni sliki toka, če na primer s kratkim ekspozicijskim časom slikamo tok vode z aluminijastim prahom



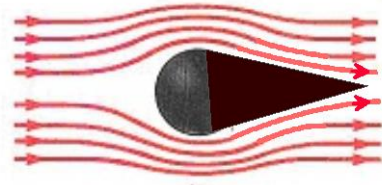

tangente na tokovnico kažejo v smer gibanja delčkov tekočine




LAMINARNI TOK



TURBULENTNI TOK

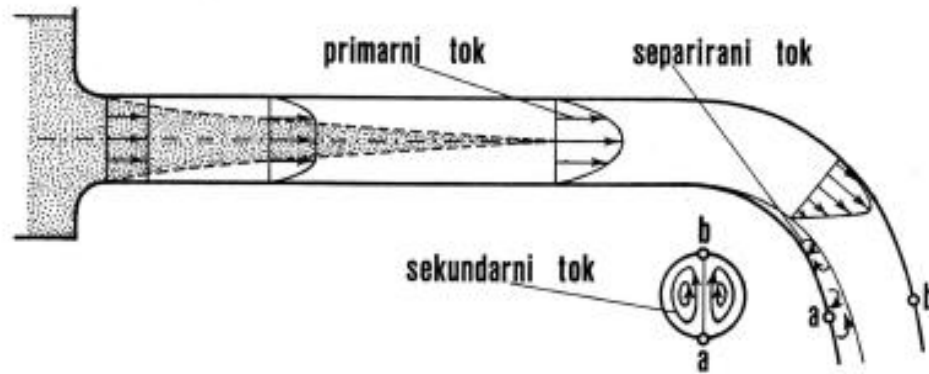


## TURBULENTNI TOK PO CEVI



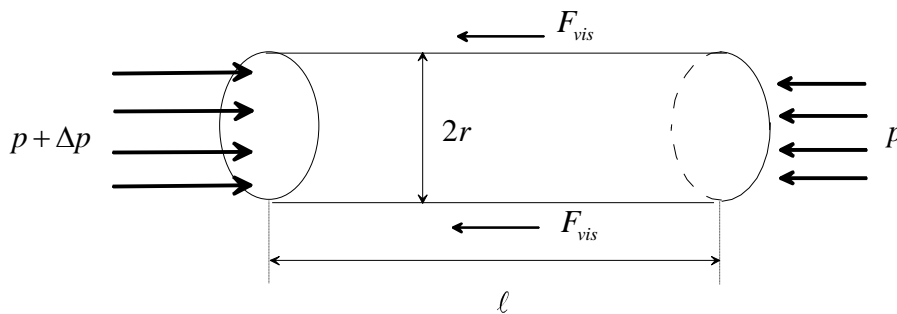
## Pretakanje **viskozne** tekočine po cevi

primer: tekočina ima ob vstopu v cev enakomeren hitrostni profil :



### Poiseuille – Hagenov zakon

profil hitrosti pri laminarnem **razvitem** toku kapljavine skozi dolgo in tanko valjasto cev



$$\left[ (p + \Delta p) - p \right] \pi r^2 = \Delta p \pi r^2$$

$$\frac{F_{vis}}{S} = -\eta \frac{dv}{dr} \quad S = 2\pi r \ell$$

$$F_{vis} = -\eta (2\pi r \ell) \frac{dv}{dr}$$

$$\pi r^2 \Delta p = -\eta (2\pi r \ell) \frac{dv}{dr}$$

$$\pi r^2 \Delta p = -\eta (2\pi r \ell) \frac{dv}{dr}$$

$$\frac{\Delta p}{\eta 2 \ell} \int_r^R r dr = - \int_v^0 dv \qquad \frac{\Delta p}{\eta 2 \ell} \frac{r^2}{2} \Big|_r^R = v$$

$$v = v_0 \left( 1 - \frac{r^2}{R^2} \right)$$

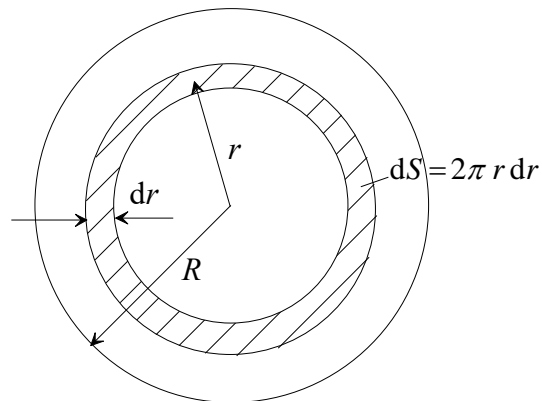
$$v_0 = \frac{\Delta p R^2}{4 \eta \ell}$$

konstanten profil hitrosti :  $\Phi_v = \frac{dV}{dt} = \frac{d(Sx)}{dt} = Sv$

paraboličen profil :  $\Phi_v = \int d\Phi_v = \int v(r) dS$

$$\Phi_v = \int d\Phi_v = \int v(r) dS = \int_0^R v(r) 2\pi r dr = \int_0^R v_0 \left( 1 - \frac{r^2}{R^2} \right) 2\pi r dr = \frac{1}{2} v_0 \pi R^2$$

$$dS = 2\pi r dr$$



$$\Phi_v = \frac{1}{2} v_0 \pi R^2$$

$$v_0 = \frac{\Delta p R^2}{4\eta \ell}$$



**Poiseuille – Hagenov zakon :**

$$\Phi_v = \frac{\pi R^4}{8\eta \ell} \Delta p$$

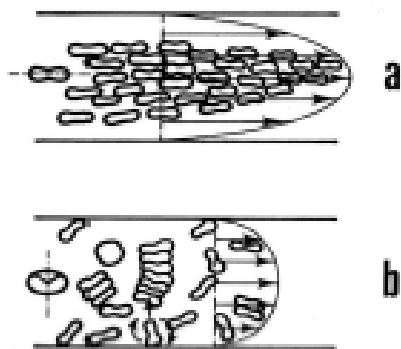
»Elektrotehniški zapis« ( $I = \frac{U}{R}$ ):

$$\Phi_v = \frac{\Delta p}{R_v}$$

$$R_v = \frac{8\eta \ell}{\pi R^4}$$

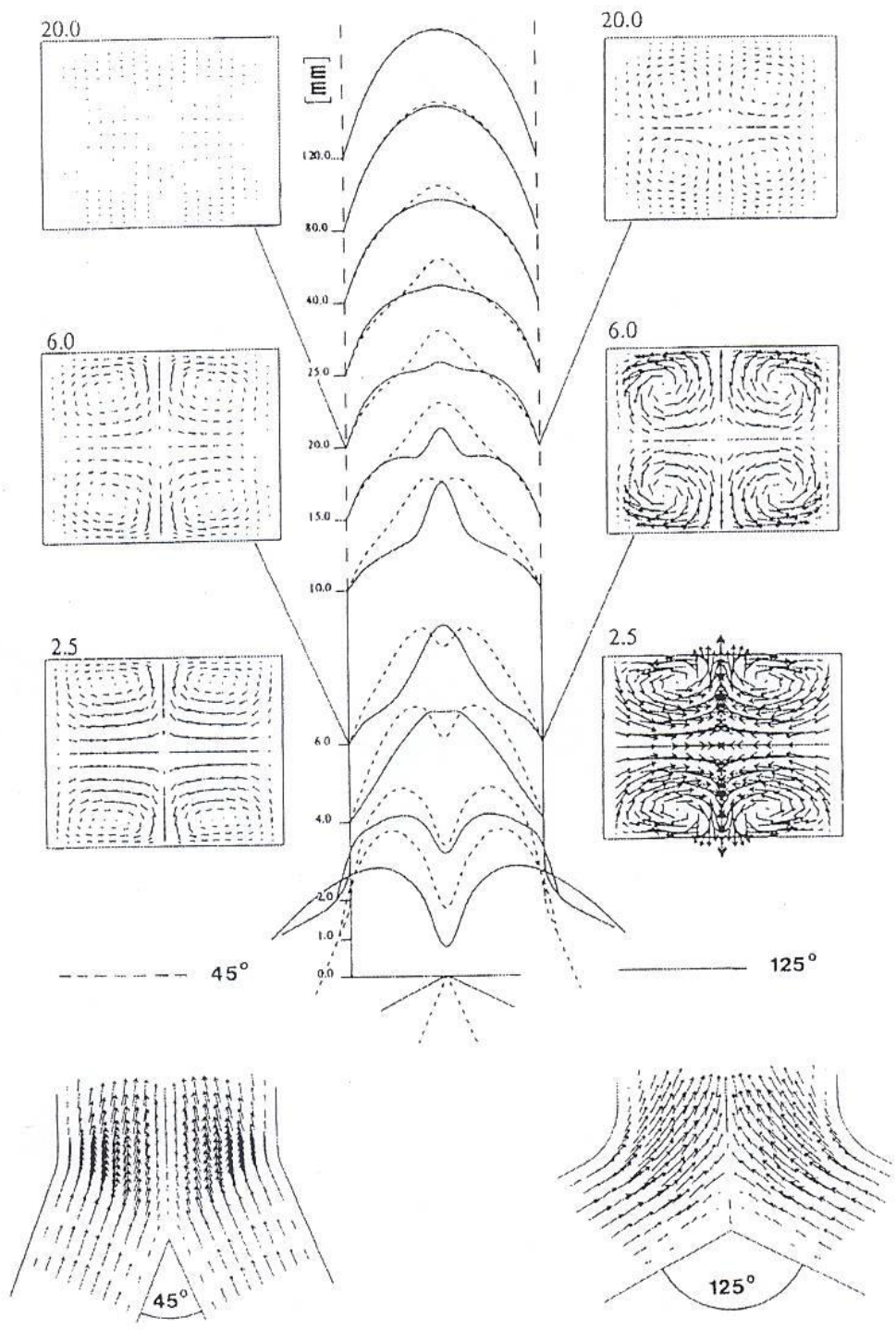


**Primer:** Pretakanje krvi po žilah



*Gibanje eritrocitov v žili pri velikih hitrostih krvi (a) in pri majhnih hitrostih krvi (b)*

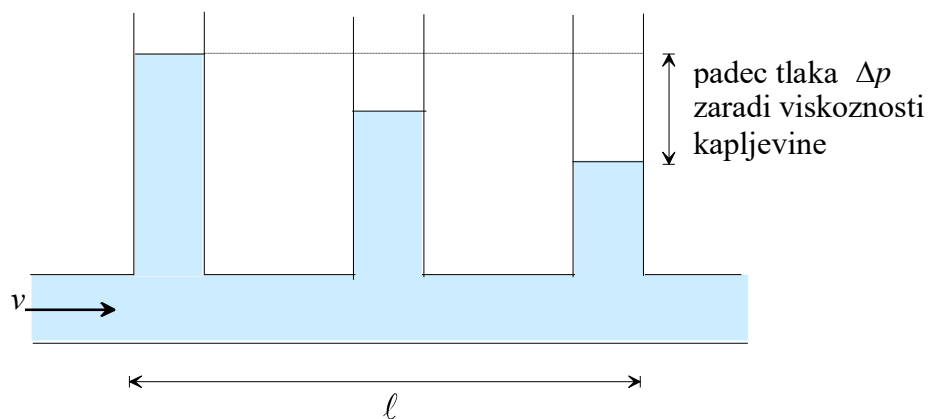




FEM (Ravensbergen in sod., J. Biomechanics, 29:281,1996)

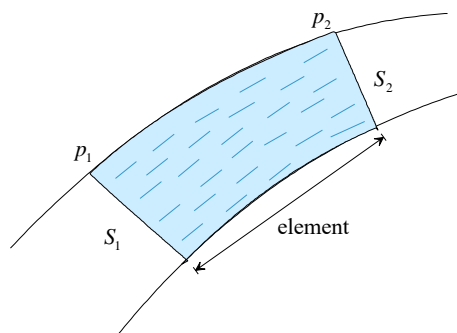
## Bernoullijeva enačba (viskozne sile zanemarimo)

Poiseuille – Hagenov zakon (padec tlaka  $\Delta p$  je večji za bolj viskozne tekočine)

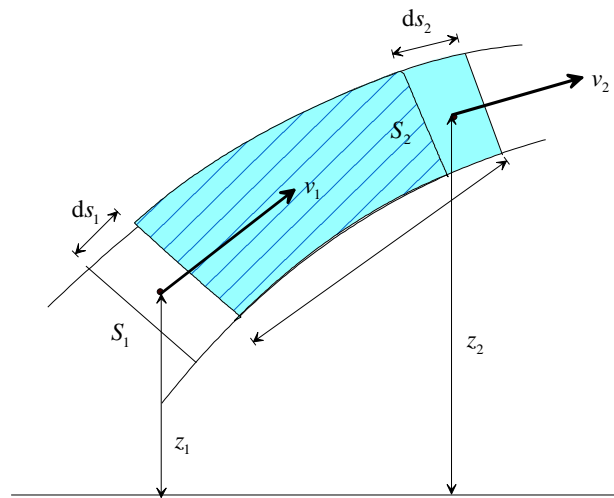


limita :  $\eta \rightarrow 0$      $\Delta p \rightarrow 0$

$$A = p_1 S_1 ds_1 - p_2 S_2 ds_2 = \frac{m_2 v_2^2}{2} - \frac{m_1 v_1^2}{2} + m_2 g z_2 - m_1 g z_1$$



$$A = p_1 S_1 ds_1 - p_2 S_2 ds_2 = \frac{m_2 v_2^2}{2} - \frac{m_1 v_1^2}{2} + m_2 g z_2 - m_1 g z_1$$



nestisljivost :  $S_2 ds_2 = S_1 ds_1$  ( $\rho$ ) = konst.  
 $m_1 = \rho S_1 ds_1 = m_2 = \rho S_2 ds_2$

$$p_1 S_1 ds_1 - p_2 S_2 ds_2 = \frac{m_2 v_2^2}{2} - \frac{m_1 v_1^2}{2} + m_2 g z_2 - m_1 g z_1$$

$$p_1 - p_2 = \frac{1}{2} \rho v_2^2 - \frac{1}{2} \rho v_1^2 + \rho g z_2 - \rho g z_1$$


$$p_1 + \frac{1}{2} \rho v_1^2 + \rho g z_1 = p_2 + \frac{1}{2} \rho v_2^2 + \rho g z_2$$

**Bernoullijeva enačba :**


$$p + \frac{1}{2} \rho v^2 + \rho g z = \text{konst.}$$

ne deluje za :





## preprosta vakuumska črpalka na vodni curek

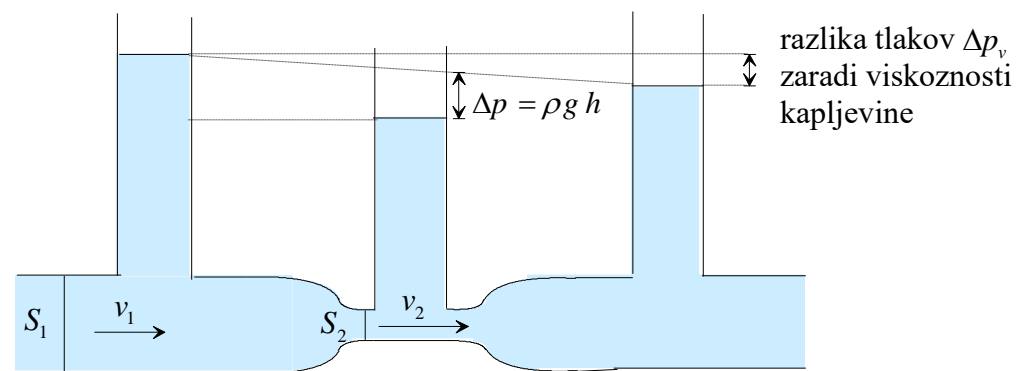



**Magnusov efekt** (gibajoči se papirnati valj pade z roba nagnjene plošče)



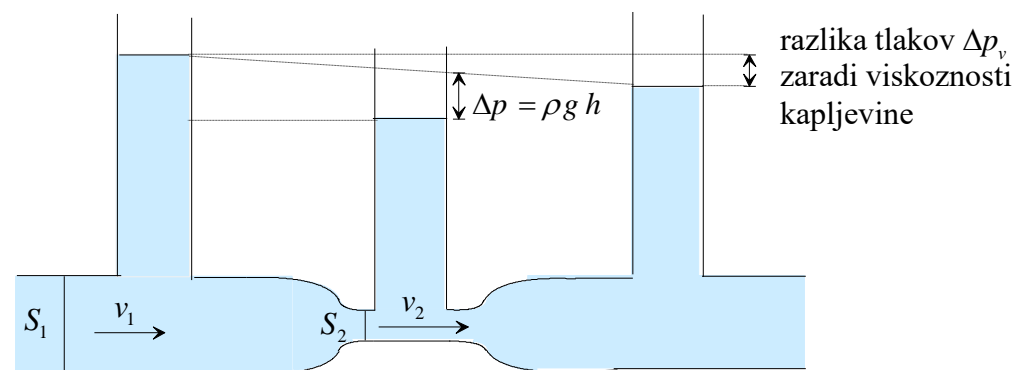


## Venturijeva cev (zoženje cevi na sredi)



$$\Phi_v = \frac{dV}{dt} = S v$$

$$S_1 v_1 = S_2 v_2$$



$$z_1 \approx z_2 : \quad p_1 + \frac{1}{2} \rho v_1^2 = p_2 + \frac{1}{2} \rho v_2^2$$

$$\Delta p = p_1 - p_2 = \frac{1}{2} \rho v_2^2 - \frac{1}{2} \rho v_1^2$$

$$S_1 v_1 = S_2 v_2 \quad v_2 = \frac{v_1 S_1}{S_2}$$

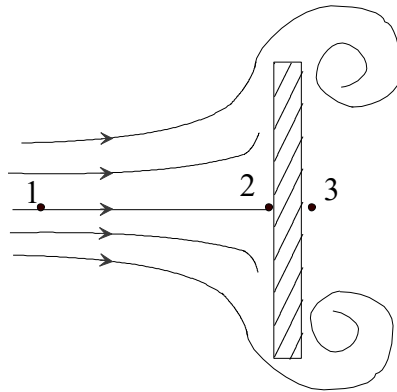
$$\Delta p = \frac{1}{2} \rho v_1^2 \left[ \frac{S_1^2}{S_2^2} - 1 \right]$$

$$v_1 = \left[ \frac{2 \Delta p}{\rho} \frac{S_2^2}{S_1^2 - S_2^2} \right]^{\frac{1}{2}}$$

$$\Phi_v = S_1 v_1 = \left[ \frac{2 \Delta p S_1^2 S_2^2}{\rho (S_1^2 - S_2^2)} \right]^{\frac{1}{2}}$$

$$\Delta p = \rho g h$$

## ocena velikosti zastojnega tlaka



$$p + \frac{1}{2} \rho v^2 = p + \Delta p \quad p$$

$$\Delta p = \frac{1}{2} \rho v^2$$

$$F \approx \Delta p S = \frac{1}{2} \rho S v^2$$

$\Delta p$  = zastojni tlak

**Kvadratni zakon upora**

$$F_u = c_u \frac{1}{2} \rho S v^2$$

**linearni** zakon upora ( $F_u \propto v$ ) velja, če je Reynoldsovo število  $\text{Re} = \frac{d\rho v}{\eta} < 1$

**kvadratni** zakon upora ( $F_u \propto v^2$ ) velja, če je Reynoldsovo število  $\text{Re} = \frac{d\rho v}{\eta} > 1000$

$d$  = linearna dimenzija telesa prečno na smer gibanja

$\rho$  = gostota kapljavine

$\eta$  = viskoznost kapljavine

$v$  = hitrost telesa



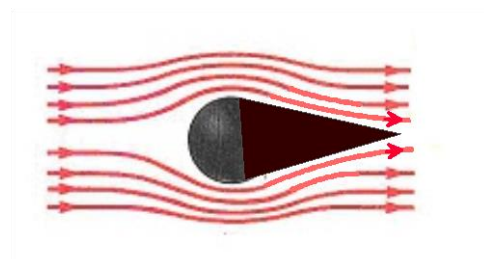
**dinamični upor (kvadratni zakon upora) :**

$$F_u = c_u \frac{1}{2} \rho S v^2$$

oblika		$c_u$
	kocka	1.1
	vošla polkrogla	0.4
	vošla polkrogla	1.4
	krogla	0.5
	okrogla plošča	1.1
	kvadratna plošča	1.2
	aerodinamično telo	0.03 – 0.1



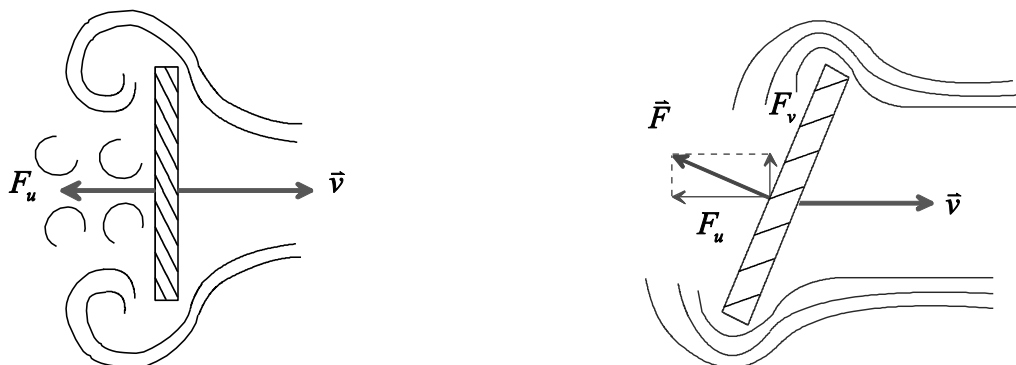
$c_{u1}$



$c_{u2} < c_{u1}$

čim močnejši vrtinci za gibajočim se telesom, tem večji je koeficient **dinamičnega upora**  $c_u$

**dinamični upor** : odvisnost od orientacije sim. osi telesa glede na smer vektorja hitrosti



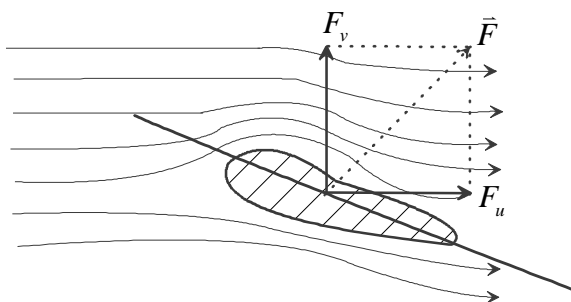
$$F_u = c_u \frac{1}{2} \rho S v^2 \quad F_v = c_v \frac{1}{2} \rho S v^2$$

$c_u$  = koeficient (dinamičnega)

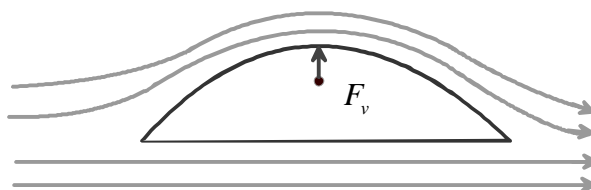
$c_v$  = koeficient **dinamičnega vzgona**.

**Dinamični vzgon je zelo pomemben pri letalskem krilu :**

bistvena je nagnjenost krila



**Bernoulli :**


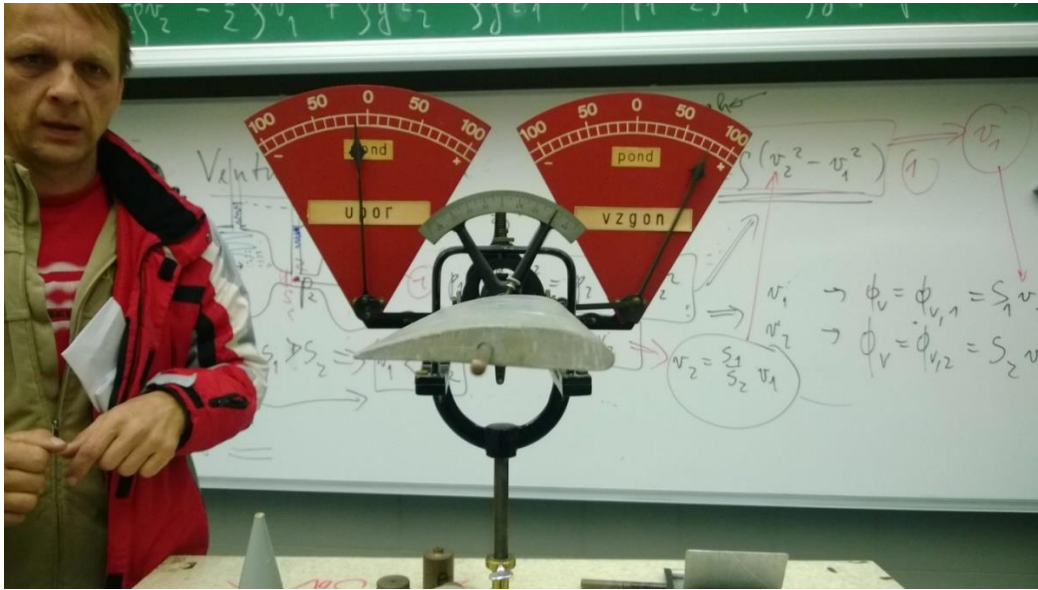


**VETROVNIK**




**LETALSKO KRILO** (vpliv nagiba krila na dinamični vzgon)

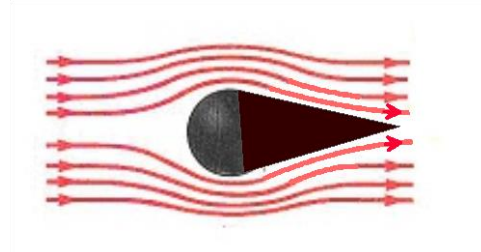




# RIBJA OBLIKA in njeni sestavni deli



$$C_{u1}$$



$$C_{u2} < C_{u1}$$





## OKROGLA PLOŠČICA



žoga lebdi na zračnem curku



dve loputi iz aluminija v zračnem curku  
(na sliki loputi nista v zračnem curku)

